

For further tips and advice on creating a Home Emergency Plan visit:

www.SomersetPrepared.org.uk



Home Emergency Plan

Your Home Address :

--

Your Key Contacts : (more details on page 4)

Name	Number

Your Meeting Points :

In an emergency you may lose contact with friends and family, you may wish to identify safe meeting locations that are close by, out of town or with friends so you all know where to meet.




1	
2	
3	

If there is a risk to life Call 999




Simple Plans Safer Places

Action Card

Depending on the risks present you may need to do any of the following.
Remember: If there's a risk to life call 999

 GO IN to a safe building.  STAY IN until you are advised to do otherwise.  TUNE IN to local TV or radio for more information.	Check List
	<ul style="list-style-type: none"> • Local Radio • TV • Social Media

GET OUT STAY OUT 999	Get out and move away from the building or area at risk	Check List
	Stay out of the affected area and seek a temporary place of safety	
	Call 999 If there is an immediate risk to life	
		<ul style="list-style-type: none"> • Grab Bag • Pets • Utilities

  	RUN	Run to a Place of Safety. This is a far better option than to surrender or negotiate. If there is nowhere to go, then...	Check List
	HIDE	It is better to hide than to confront	
	TELL	Only when it is safe to do so, ring the Police by calling 999	
			<ul style="list-style-type: none"> • Turn your phone to silent and vibrate off • Use your phone to share your location, if you can • Barricade yourself in if you can

Station	Frequency	Website
BBC Radio Somerset	95.5FM and DAB	https://www.bbc.co.uk/sounds/play/live:bbc_radio_somerset_sound
Heart	96.5/102.6FM and DAM	https://www.heart.co.uk/somerset/

Contact

Family and Friends	Check they're safe and let them know the situation
Neighbours	They may be vulnerable and need support
Coordinators	Parish and Town Councils may have plans to support you

Remember: Always follow the advice from the Emergency Services

Contacts and key information

Complete the following sections and keep in a safe place where all in your household can easily access it in the event of an emergency.

Household Contact Details

Name		Number	
Name		Number	
Name		Number	
Name		Number	

Friends and Family Contact Details

Name		Number	
Name		Number	
Name		Number	
Name		Number	

If you are evacuated, is there somewhere we can go? Friends or family

If you can't contact each other, where should you meet/or who should you leave a message with?

Who will be responsible for picking up the children from school? (if applicable)

School Arrangements

School Address			
Post Code		Number	
Who can collect the children?			
Name		Number	
Name		Number	

Health

Surgery Address	
-----------------	--

Post Code		Number	
------------------	--	---------------	--

Who can collect your prescription?			
Name		Number	

List of Current Medication

Dose	Medication name	When taken	Who takes it

Pets and Animals

Who can look after your pets and animal?			
Name		Number	

Name		Number	
-------------	--	---------------	--

Emergency Telephone Numbers

Emergency Services	999	Somerset Council	0300 123 2224
NHS (non emergency)	111	Environment Agency	0800 807060
Police (non urgent)	101	Power cut	105
Gas		Doctor	
Electric		School	
Water		Childminder	
Vet		Other (e.g. Plumber)	

Important Documentation and information

Insurance Company	
Insurance Phone number	
Home insurance	
Copy of Policies and Policy Number	

Other (Please list)	
---------------------	--

Have you turned off the following? Who is responsible?	
	Where are these located at your property?
Gas	
Electric	
Water	

Be Prepared

Getting prepared for emergencies at home can significantly reduce the impacts and support recovery for you and your family:

Before an emergency occurs you may wish to consider:		
Check List	Notes	✓
Install and regularly check smoke detectors		
Consider installing a carbon monoxide detector		
Decide which items would need to be moved upstairs in the event of a flood		
Know the quickest route out of your home and neighbourhood		
Put your emergency phone numbers into your mobile phone		
Teach children how and when to call the Emergency Services (999)		
Have sufficient food in your house for three days		
Have a first aid kit and make sure everyone in the house knows where it is		
Check the insurance cover for your house and contents is up to date		
Make sure your child's school has up to date contact information.		
Ensure keys for doors and windows are easily accessible		
Do you know where and how to turn off your gas, electricity and water?		
Consider the needs of pets or other animals		

Floods and Fires

If you live in a flood risk area you may wish to complete a Personal Flood Plan with the Environment Agency template: www.gov.uk/government/publications/personal-flood-plan

For specific fire safety advice from Devon and Somerset Fire and Rescue Service, visit www.dsfire.gov.uk/YourSafety/

Grab Bag

An emergency grab bag is one way of ensuring you have the essentials ready to go during an emergency. Everyone in your household should have one but its up to you what you wish to keep inside the bag.

You may wish to consider the following:

Tick		Tick	
Radio and Torch (Spare Batteries or wind up equivalent)		Spare Keys to your home and car	
Candles/matches		Spare glasses or Contact Lenses	
Change of Clothes (inc. warm jumper)		First Aid Kit	
Blankets		List of useful contact numbers	
Copy of this plan		Toiletries/ Medication	
3 day's supply of Bottled Water		Mobile phone charger	
3 days' Ready to Eat Food (tinned)		Pencil, Notebook, Penknife, Whistle	
Pet Supplies		Money (Change, cash and card)	
Formula / Baby Food		Identity Documents (Passport / Drivers License)	
Bottle/tin opener		Putty or a repair clamp for fixing burst pipes	

Location of where emergency box/bag is kept

--

In addition to your grab bag you may wish to make sure your car is ready to go. Here are just a few more things you may wish to consider having in a car emergency kit in case you are stuck in your car:

Travel Prepared			
Check List	✓		
Bottled water		Tool box	
Canned food		Engine oil	
In car phone charger		Spare fuel	
Spare clothes and shoes		Torch (batteries or wind-up)	
Medication		High visibility jacket	
First Aid Kit		Snow shovel / spade	
Reflective warning sign		A map for unplanned diversions	
		Blanket	

Respond

Evacuation		
If there's immediate danger don't stop to collect anything		
Check List	Notes	✓
Check that everyone is accounted for		
Grab Bag		
If safe to do so, turn of all electrical appliances		
Secure home. Lock all windows and doors		
If safe to do so, turn off gas		
Consider the needs of any pets or animals		
If safe to do so check in with any neighbours that might need support		
Let family and friends know where you are going		

Remaining Indoors		
Check List	Notes	✓
Check that everyone is accounted for		
Secure home. Close doors and windows		
<ul style="list-style-type: none"> • Tune into the local radio • Check the news on the TV • Follow social media news 		
If at risk of flooding, move valuables to upper floors and turn electrical appliances off on the ground floor		
If safe to do so check in with any neighbours that might need support		

For more tips on how to prepare for emergencies visit:

